GIG CYMRU NHS WALES | Cyd-bwyllgor Comisiynu Joint Commissioning Committee

Item 3.1
Appendix 1

NHS Wales Joint Commissioning Committee (JCC)

Financial Position Report

Financial Year 2026/27

Financial Month 7



Author: Assistant Director of Finance - Sandy Tallon

Executive Lead: Director of Finance & Information - Stacey Taylor

Date Produced: 6th November 2026

Report Contents

Area	Page Number(s)
Background/Introduction	3
Finance Summary - key drivers	4
Finance Summary - by provider	5
Welsh Provider Overview	6
Other Provider Areas Overview	7
Savings	8
Risks/Opportunities	9
Commissioner Overview	10
Budget reconciliation (internal only)	11
Income/PSPP/Actions Notes	12
Confirmation of Report	13
Glossary	14
Finance Summary - by Commissioning team (internal only)	App A
Position Summaries by Health Board	App B



Reporting Forums:
This Finance Report is sent monthly to Welsh Government, and is an agenda item for the bi-monthly JCC meetings, CCLG (Collaborative Commissioning Leadership Group) meetings, PPF (Planning, Performance & Finance) meetings, and the monthly Finance Working Group meetings. In addition, the financial position is discussed at various other meetings with Health Boards, service providers and internally.

Background & Introduction

Financial Year & ...
Multiple selections

Annual Budget £'000	Budget to date £'000	Spend to date £'000	Variance to date £'000	Forecast Outturn £'000	Forecast Variance £'000
£8,884,070	£2,968,104	£2,950,326	(£17,778)	£8,869,025	(£15,045)

The reported position is based on the following:
The overall JCC financial position at Month 7 is an underspend of £8.1m, with a year-end forecast underspend variance of £7.4m. The catchup of spends between now and year-end relates to some areas where activity/spend is expected to increase in latter months (eg. DRC staffing vacancy levels, Gender Review costs), and where activity to date has been lower than last year, with future months are expected to return to contract levels (eg. UHBristol). It also includes £5m of 2025/26 Balance sheet releases which are in the to-date position in full.

The financial position is reported against the 2026/27 baselines following approval of the Annual Plan by the Joint Commissioning Committee on the 31st March 2026. The remit of the JCC is to deliver a plan for health boards within an overall financially balanced position. However, the composite individual positions are important and are dealt with in this financial report, together with consideration of corrective actions as the need arises. The JCC has agreed several strategic priorities and deep dives to progress over the coming financial year, with a focus on delivering commissioner efficiencies.

- NHS Wales & NHS England Providers – reported spend and forecasts based on 2026/27 contract monitoring submissions (usually a lag of 1-2 calendar months in data).
- Mental Health & IPC – reported spend based on individual patient placements and funding commitments.

Budgets reflect the values agreed in the Plan, along with any subsequent allocations/agreements of funding. As part of balancing the Plan, Welsh providers have been tasked with a 2% Savings target totalling £12m. It is expected that these savings targets will be achieved by year-end as they are now reflected within the LTA values. All contractual documentation for NHS Wales has now been agreed and signed.

The position for Month 7 reflects additional deep dive work around financial positions and forecasting. Analysis of approved commitments where spend has not yet commenced, totalling £5.1m, was detailed by service in the associated Value & Sustainability paper for the JCC Strategy meeting held on October 15th. This funding was released into the Month 7 financial position, with the effect that most Health Boards are now receiving back their 2026/27 investment, albeit non-recurringly while the 2027-30 IMTP discussions are ongoing. However, **BCUHB have an additional £4.5m of forecast spend in addition to their investment, and a joint JCC/BCUHB programme has been developed** to review the underlying activity and issues. This group has met several times to progress this, with several actions agreed, and a face-to-face meeting planned for mid November. A progress report will be taken to the JCC on November 24th.

Risks to the position (see page 8 for further detail):
A number of risks were identified in the Annual Plan for 2026/27, in addition to a number of service areas that reported notable overspends in 2025/26. As detailed within the plan for 2026/27, the agreed plan had a shortfall of £16m, which has been funded by Health Boards, but work to mitigate that value over the year has been ongoing.
Main risks include: Overall growth in-year - there is usually a lag in contract monitoring of 1-2 months due to data capture that affects reporting. This could particularly affect NHS England providers, who are working to Department of Health targets and tariffs.
Opportunities include remaining potential savings on approved commitments where spend has not yet commenced; these will be assessed after Quarter 3.

JCC Finance Summary - by Key drivers

Financial Month: 7

Sub-total	Top over spends	Top under spends	Total
NHS Wales contracts	**£6,259**	**(£1,274)**	**£4,985**
Cardiff - Cystic Fibrosis slippage		(£559)	**(£559)**
Cardiff - Paeds Gastro	£615		**£615**
Cardiff - Paeds Resp Equipment	£751		**£751**
Cardiff - Renal Surgery	£536		**£536**
Cardiff - TAVI	£1,710		**£1,710**
CTM - Cardiology	£1,084		**£1,084**
Swansea - Cardiology	£834		**£834**
Swansea - IVF		(£715)	**(£715)**
Velindre - PRRT	£729		**£729**
NHS England	**£7,451**	**(£6,437)**	**£1,014**
Alderhey		(£853)	**(£853)**
Balance sheet releases re 25/26		(£3,092)	**(£3,092)**
Christies	£2,114		**£2,114**
Liverpool Heart & Chest	£2,715		**£2,715**
Manchester	£1,183		**£1,183**
Mersey & West Lancs	£1,439		**£1,439**
UH Bristol		(£2,492)	**(£2,492)**
Mental Health	**£335**	**(£3,997)**	**(£3,662)**
CAMHS (excl. BCUHB)/FACTS	(£1,375)		**(£1,375)**
CAMHS/FACTS - BCUHB	£1,710		**£1,710**
Eating Disorders		(£1,488)	**(£1,488)**
Medium Secure bed-days		(£2,509)	**(£2,509)**
Renal		**(£1,082)**	**(£1,082)**
Provisions - Renal		(£1,082)	**(£1,082)**
Savings		**(£8,698)**	**(£8,698)**
Commitments release (M4)		(£1,234)	**(£1,234)**
Commitments release (M7)		(£5,142)	**(£5,142)**
High Secure contract savings		(£1,322)	**(£1,322)**
Medium Secure bed-days		(£1,000)	**(£1,000)**
Total	**£14,045**	**(£21,488)**	**(£7,443)**

The overall year-to-date position at Month 7 is **an underspend of £8.1m, with a year-end forecast of £7.4m.** The extrapolation difference includes £5m of 2025/26 estimate benefits, plus assumptions of catchup costs in other areas.

NHS Wales contracts - £5m net overspend:
Whilst the year-end total forecast variance is £5m across the total of this area, it is to be noted that there are material overspends and underspends within this, and some to-date positions have not been extrapolated on all lines. This is due to the individual contract monitoring returns from providers and local/JCC knowledge of previous trends and activity expectations.

NHS England - £1m overspend:
Whilst the English provider position nets to a £1m overspend, there are various overspends and underspends at specific providers, the largest of which are listed to the left. As each provider is risk-shared based on population usage, the North England overspends do flow mainly to BCUHB.

Mental Health - (£4m) underspend plus (£2.3m) Savings contribution:
This area is reported using individual patient placements, so can fluctuate due to low patient numbers. Overall there is an underspend across these areas based on patient forecasts of Adult Medium Secure and Eating Disorder patients. However, there is one very high cost CAMHS patient related to BCUHB, which continues to impact their overall commissioner position. Post month-end intelligence is that patient has since been discharged, and this will be reflected next month.

Renal budgets - (£0.5m) underspend plus (£1.1m) Savings contribution:
This area includes discretionary spend outside of the contracts with NHS Wales & NHS England providers (these positions are reported within NHSE & NHSW areas). Further internal work around forecasting of expenditure in this area is ongoing with potential slippage anticipated due to business case delays.

Savings:
The JCC has secured a substantial contract reduction with the main Mental Health High Secure provider of £1.3m. In addition, there are Savings of £1m in relation to Medium Secure placements, and £6.3m on Strategic Plan Commitments and Prior year agreements, which have not commenced being spent (£1.3m released in Month 4, and £5.1m released in Month 7). Further potential savings on committed funds will be discussed in detail after Quarter 3 - please see the Savings page.

GIG CYMRU NHS WALES | Cyd-bwyllgor Comisiynu Joint Commissioning Committee

JCC Finance Summary - by provider/riskshare

Financial Month: 7

Area	Annual Budget £'000	Budget to date £'000	Spend to date £'000	Variance to date £'000	Forecast Outturn £'000	Forecast Variance £'000
NHS Wales	**£952,152**	**£555,422**	**£557,765**	**£2,343**	**£956,771**	**£4,618**
Cardiff & Vale	£355,819	£207,561	£208,803	£1,242	£358,822	£3,002
WAST	£306,500	£178,792	£178,792	-	£306,500	-
Swansea Bay	£159,805	£93,220	£93,999	£779	£160,423	£617
Betsi Cadwaladr	£55,553	£32,406	£32,320	(£85)	£55,429	(£124)
Velindre	£44,018	£25,677	£25,796	£119	£44,308	£291
Aneurin Bevan	£14,094	£8,221	£7,876	(£345)	£13,840	(£253)
Cwm Taf Morgannwg	£13,966	£8,147	£8,780	£633	£15,051	£1,085
Hywel Dda	£2,397	£1,399	£1,399	-	£2,397	-
Non Welsh SLA	**£164,028**	**£95,683**	**£94,745**	**(£938)**	**£165,432**	**£1,404**
IPC	**£73,017**	**£42,593**	**£43,849**	**£1,256**	**£75,170**	**£2,153**
Mental Health	**£44,417**	**£25,910**	**£23,173**	**(£2,736)**	**£40,384**	**(£4,033)**
CIAG & Prior Year Commitments	**£33,797**	**£17,815**	**£15,850**	**(£1,966)**	**£31,597**	**(£2,200)**
Direct Running Costs	**£10,176**	**£5,936**	**£5,618**	**(£318)**	**£10,016**	**(£160)**
Renal	**£3,377**	**£1,970**	**£1,281**	**(£689)**	**£2,848**	**(£529)**
Savings		**-**	**(£5,073)**	**(£5,073)**	**(£8,697)**	**(£8,697)**
Phasing Adjustment / Balancing Entries	**(£0)**	**£1,900**	**£1,900**	**-**	**(£0)**	
JCC Total Expenditure	**£1,280,964**	**£747,229**	**£739,108**	**(£8,121)**	**£1,273,521**	**(£7,443)**

- For **NHS Wales contracts**, the reported position is based on 2026/27 contracting monitoring returns for to-date and year-end positions.
- For the **non-Welsh SLA**, the reported position is based primarily on 2026/27 contract monitoring data.
- The overall **IPC (Individual Patient Commissioning)** and **Mental Health** reported position is based primarily on individual patient placements and funding commitments.

Welsh Provider Overview

Financial Month: 7

Provider	Annual Budget £'000	Budget to date £'000	Spend to date £'000	Variance to date £'000	Forecast Year End Outturn £'000	Forecast Variance £'000
WAST	£306,500	£178,792	£178,792	-	£306,500	-
Velindre	£44,018	£25,677	£25,796	£119	£44,308	£291
Swansea Bay	£159,805	£93,220	£93,999	£779	£160,423	£617
Hywel Dda	£2,397	£1,399	£1,399	-	£2,397	-
Cwm Taf Morgannwg	£13,966	£8,147	£8,780	£633	£15,051	£1,085
Cardiff & Vale	£355,819	£207,561	£208,803	£1,242	£358,822	£3,002
Betsi Cadwaladr	£55,553	£32,406	£32,320	(£85)	£55,429	(£124)
Aneurin Bevan	£14,094	£8,221	£7,876	(£345)	£13,840	(£253)
Welsh Provider Total	**£952,152**	**£555,422**	**£557,765**	**£2,343**	**£956,771**	**£4,618**
For ref: Total Welsh Provider prior year outturn (excl. WAST)					***£925,132***	

The **Welsh SLA** provider position at Month 7 is a forecast **overspend of £4.6m.**

For Welsh contracts, the reported position is based on 2026/27 contract monitoring returns - for to-date and year end positions. Most of the financial issues identified from 2025/26 were funded in the 2026/27 Plan, with some funding currently held in Reserves pending assessment of current needs.

LTA Agreements:

Baseline contract values have been agreed across all Welsh providers. All contractual documentation has now been agreed and signed.

Whilst the year-end total forecast variance is £4.6m across all the NHS Wales providers, it is to be noted that there are material overspends and underspends within this, and some to-date positions have not been extrapolated on all lines. This is due to the individual contract monitoring returns from providers and local/JCC knowledge of previous trends and activity expectations.

The more material forecast variances for year-end within NHS Wales providers include:

- Cardiff – Transaortic Valve Implants (TAVI) - £1.7m overspend - based on high levels of activity year-to-date
- Cardiff – Paediatric Respiratory Equipment - £0.8m overspend - Cardiff & Vale UHB has provided a detailed forecast and spend rationale for this line
- Cardiff – Paediatric Gastroenterology - £0.6m overspend
- Cardiff - Renal Surgery - £0.5m overspend
- Cwm Taf Morgannwg - Cardiology - £1.1m overspend related to their own residents
- Swansea Bay – Cardiology (Specialised) - £0.8m overspend
- Velindre - PRRT (main service transferred from Royal Free) - £0.7m overspend - this line is reported outside of the Welsh LTA position

- Swansea Bay - IVF - (£0.7m) underspend
- Cardiff - Cystic Fibrosis - (£0.6m) underspend

Provider Overview: Other areas

Financial Month: 7

Area	Annual Budget £'000	Budget to date £'000	Spend to date £'000	Variance to date £'000	Forecast Outturn £'000	Forecast Variance £'000
Non Welsh SLA	£164,028	£95,683	£94,745	(£938)	£165,432	£1,404
IPC	£73,017	£42,593	£43,849	£1,256	£75,170	£2,153
Mental Health	£44,417	£25,910	£23,173	(£2,736)	£40,384	(£4,033)
CIAG & Prior Year Commitments	£33,797	£17,815	£15,850	(£1,966)	£31,597	(£2,200)
Direct Running Costs	£10,176	£5,936	£5,618	(£318)	£10,016	(£160)
Renal	£3,377	£1,970	£1,281	(£689)	£2,848	(£529)
Savings		-	(£5,073)	(£5,073)	(£8,697)	(£8,697)
Total Other Providers	£328,811	£189,907	£179,443	(£10,464)	£316,750	(£12,061)

Direct Running Costs:

The **DRC position** for the NWJCC team at Month 7 reports a year-end forecast position of £160k underspent. This represents a catchup in vacancies being filled and review costs in the latter part of the financial year.

Non Welsh SLAs:

The **Non Welsh SLA provider position** at Month 7 is a forecast **overspend of £1.4m.** The reported position is based primarily on 2026/27 contract monitoring data with 2025/26 final out-turns considered in comparison.

The largest overspends and underspends within the NHS England providers are listed below. As each provider is risk-shared based on population usage, the current North England overspends flow mainly to Betsi Cadwaladr University Health Board:

- Alderhey - (£0.9m) underspent
- Christies - £2.1m overspent
- Liverpool Heart & Chest - £2.7m overspent
- Mersey & West Lancs - £1.4m overspent
- Manchester - £1.2m overspent

Please note that there is a formal project in place around Referral Management into NHSE provision and pathways; this will be ongoing throughout the financial year.

Mental Health:

The **Mental Health position** at Month 7 is a forecast **underspend of £4m plus £2.3m of reported Savings**. This includes contract savings of £1.3m on the High Secure spend, and £1m on Medium Secure placements.

Overall there is an underspend across the Mental Health portfolio based on patient forecasts of Adult Medium Secure, Forensic Mental Health and Eating Disorder patients. However, there is one very high cost CAMHS patient related to BCUHB, which has impacted their overall commissioner position. This patient has been discharged since the Month 7 reporting deadline, and this will be reflected into next month.

The Caswell unit provided through SBUHB remains restricted to JCC activity, and discussions are ongoing around this issue and expected reopenings.

Individual Patient Commissioning (including IPFR):

The **IPC position** at Month 7 reports **a forecast overspend of £2m.** The reported position is based on individual patient funding commitments.

Whilst the IPC areas showed material financial pressures within 2025/26, these were largely funded in the 2026/27 JCC Plan. However, new NICE drugs coming on board (e.g. Burosumab, Vutrisiran) are proving a significant cost pressure and the split of drugs/non drugs spend is being monitored internally, alongside any full-year effects of in-year approvals.

Please note the JCC have requested a formal project into IPC spends and pathways; this will be ongoing throughout the financial year.

Savings

Financial Month: 7

Total **Provider savings** of £12m were agreed as part of the 2026/27 Plan, reflecting 2% for NHS Wales providers. The JCC is working in collaboration with providers as to how they will achieve these savings, and most have allocated the savings to specific budget lines.

Commissioner Contribution

The financial plan includes £16m of additional Commissioner contribution. As part of the plan there is formal commitment to work collaboratively to identify how this can be reduced. In approving this plan, Members acknowledged both the scale of the challenge and the collective responsibility to mitigate this risk through strengthened delivery of the priorities, provider efficiency requirements, and commissioning-led savings & efficiency opportunities.

To address this there is a clear focus for the NWJCC to work collaboratively with Health Boards to urgently develop the 2026/27 priorities to maximise cost improvement efficiencies and savings to improve the additional financial requirement of £16.2m in year.

Current confirmed savings of £8.7m include the below. In addition, there are opportunities around the already committed funds which have not yet started being spent - please see the Risks/Opportunities page for more details.

- The JCC has secured a substantial contract reduction with the main Mental Health High Secure provider, and that £1.3m underspend has been reported against the Savings.
- The JCC has begun a review into its CIAGs & Commitments portfolio and released £6.4m of expenditure non-recurrently - £1.3m released in Month 4, and £5.1 released in Month 7. This review is ongoing and any further releases will be reported after the new main review at Quarter 3.
- The Mental Health team have secured a £1m saving related to Medium Secure patient placements.

Value, Efficiency and Sustainability Programme

The Sustainability & Efficiency Programme supports the Joint Commissioning Committee (JCC) in responding to increasing financial pressures, rising delivery expectations, and the requirement to improve long-term financial sustainability across commissioned services. The programme will provide a coordinated and structured approach to identifying, prioritising, tracking, and delivering efficiency and savings opportunities across both the JCC and provider organisations. It will bring together financial, commissioning, operational, and service considerations to ensure opportunities are assessed transparently, aligned to strategic priorities, and delivered in a sustainable way without compromising service quality or outcomes. The programme will also act as a key mechanism for supporting delivery of the Annual Plan and addressing the identified financial gap through both in-year and future-year efficiency opportunities.

There will be a key focus on the monitoring of savings potential.

Risks & Opportunities

Financial Month: 7

RISKS

A number of risks were identified in the Annual Plan for 2026/27, in addition to a number of service areas that reported notable overspends in 2025/26. As detailed within the plan for 2026/27, the agreed plan had a shortfall of £16m, which has been funded by Health Boards, but work to mitigate that value over the year will be ongoing.

Main risks include:

- Overall growth in-year- there is usually a lag in contract monitoring of 1-2 months due to data capture that affects reporting. This could particularly affect NHS England providers, who are working to Department of Health targets and tariffs.
- IVF spend increasing back to contract levels
- NICU/PICU activity increasing back to 2025/26 levels
- Transplants continuing to rise at 2026/27 levels (NHSE)
- Clinical Immunology - catchup in costs could reduce the underspend

OPPORTUNITIES

Opportunities are being explored across various areas going forward, including product procurement/ medicines management.

A significant saving on the Mental Health Medium Secure placements of £1m has been reflected into the position for this month.

Other financial opportunities include:

- Potential savings in relation to Commitments where spend has not yet commenced - £5.1m has just been released in M7, and any final remaining funding will be assessed for Quarter 3.
- NHSE - UHBristol contract may continue to underperform, but this is not forecast at this point, given the activity which flowed in 2025/26
- Transferring income from Cwm Taf Morgannwg to reflect their continued high Cardiology activity for their own residents (neutral to CTM overall position)

Commissioner Overview - summary

Financial Month: 7

Budgeted Income £'000	ABUHB	BCUHB	CTMUHB	CVUHB	HDUHB	PTHB	SBUHB	Total
Income	£235,189	£284,393	£177,527	£203,308	£155,971	£63,672	£160,904	**£1,280,964**

Share of Forecast Year-end Variance by Area £'000	ABUHB	BCUHB	CTMUHB	CVUHB	HDUHB	PTHB	SBUHB	Total Forecast Variance
NHS Wales	£1,272	(£252)	£1,812	£824	£374	£318	£269	£4,618
IPC	£808	£94	£191	£453	(£13)	£340	£279	£2,153
Non Welsh SLA	(£853)	£4,945	(£698)	(£550)	(£376)	(£488)	(£576)	£1,404
Direct Running Costs	(£29)	(£36)	(£22)	(£28)	(£18)	(£8)	(£20)	(£160)
Renal	(£99)	(£121)	(£75)	(£79)	(£67)	(£24)	(£64)	(£529)
CIAG & Prior Year Commitments	(£576)	£160	(£400)	(£458)	(£391)	(£112)	(£423)	(£2,200)
Mental Health	(£1,177)	£466	(£766)	(£835)	(£663)	(£312)	(£746)	(£4,033)
Savings	(£1,858)	(£697)	(£1,493)	(£2,075)	(£1,111)	(£278)	(£1,186)	(£8,697)
Total Share of Year-End Variance	**(£2,512)**	**£4,559**	**(£1,450)**	**(£2,749)**	**(£2,264)**	**(£562)**	**(£2,465)**	**(£7,443)**

This page provides a breakdown of how the JCC budget is funded by the seven Health Boards.

Any over/under spend is returned to Commissioners based on the risk sharing framework which was agreed by Joint Committee and implemented from April 2019. This is currently based predominantly on a 2-year average of **2018/19 and 2019/20 activity.** It was agreed to **update these during 2026/27 for use in-year.**

This table highlights the current trajectory to Commissioner positions, by area, based on current year-end forecasts.

Share of Year-to-date Position £'000	ABUHB	BCUHB	CTMUHB	CVUHB	HDUHB	PTHB	SBUHB	Total £'000
2026/27	**(£2,454)**	**£2,486**	**(£1,433)**	**(£2,308)**	**(£1,796)**	**(£614)**	**(£2,003)**	**(£8,121)**

This table to the left reports the position at the current month.

Income/Public Sector Payment Compliance/Action Notes

Financial Month: 7

INCOME/EXPENDITURE ASSUMPTIONS

There are no notified disputes regarding the income assumptions related to the JCC IMTP. Invoices over 11 weeks in age detailed to aid LHB's in clearing them before arbitration dates:

- none

PUBLIC SECTOR PAYMENT COMPLIANCE

As at the end of Q2 2026/27 WHSSC had achieved **97.2% compliance for NHS invoices paid within 30 days by value and 93.7% by number.**

For non-NHS invoices WHSSC had achieved 98.6% in value for invoices paid within 30 days and 99.5% by number.

This data is updated on a quarterly basis; the next update will be provided following the end of Q3 of 2026/27.

RESPONSES TO ACTION NOTES FROM WG MMR RESPONSES

Responses to the points raised within the WG MMR responses letter has been covered within a separate correspondence.

Confirmation of Report

Financial Month

7

CONFIRMATION OF REPORT



Stacey Taylor
Deputy Chief Commissioner



Gwen Kohler
Deputy Director of Finance

Glossary

NWJCC / JCC - NHS Wales Joint Commissioning Committee
ALAS - Artificial Limbs and Appliances Services
CAMHS - Child and Adolescent Mental Health Services
CUF - Commissioning Uplift Factor
DDRC - Diving Diseases Research Centre
DRC - Direct Running Costs
DTOC - Delayed Transfer of Care
EASC - Emergency Ambulance Services Committee (now part of NWJCC)
ED - Eating Disorders
EMRTS - Emergency Medical Retrieval & Transfer Service
HPN - Home Parenteral Nutrition
ICD - Interventional Cardiac Devices
ICP - Integrated Commissioning Plan
IPC/IPFR - Individual Patient Commissioning / Funding Request
ISAT - International Subarachnoid Aneurysm Trial
IVF - In Vitro Fertilisation
NICU - Neonatal Intensive Care
NCCU - National Collaborative Commissioning Unit
NHSE - NHS England
OOA - Out of Area
PETIC - Positron Emission Tomography Imaging Centre
PICU - Paediatric Intensive Care
PRRT - Peptide Receptor Radionuclide Therapy
PSPP - Public Sector Payment Compliance
SLA - Service Level Agreement
TAVI - Trans Aortic Valve Implant (Cardiology)
WAST - Welsh Ambulance Services Trust
WHSSC - Welsh Health Specialised Services Committee (now part of NWJCC)
WG - Welsh Government
WRP - Welsh Risk Pool

Appendix B: Commissioner Overview: ABUHB

Financial Month: 7

ABUHB Commissioner Contribution to JCC

Budgeted Income £'000	EOYF £'000	Total £'000
£235,189	(£2,512)	£232,677
EOYF Variance as a % of Budgeted Income		*-1.07%*

Breakdown of EOYF Variance by Area:

NHS Wales	IPC	Direct Running Costs	Renal	CIAG & Prior Year Commitments	Non Welsh SLA	Mental Health	Savings	Total
£1,272	£808	(£29)	(£99)	(£576)	(£853)	(£1,177)	(£1,858)	**(£2,512)**

NHS Wales Breakdown

	YTD Variance £'000	EOYF Variance £'000
Cardiff & Vale	£691	£1,346
Swansea Bay	£190	£114
Betsi Cadwaladr	£52	£89
Velindre	£47	£114
Cwm Taf Morgannwg	-	-
Hywel Dda	-	-
WAST	-	-
Aneurin Bevan	(£426)	(£392)
Total	**£555**	**£1,272**

Top 15 Services by EOYF Variance £'000 - top 10 overspends and top 5 underspends

All

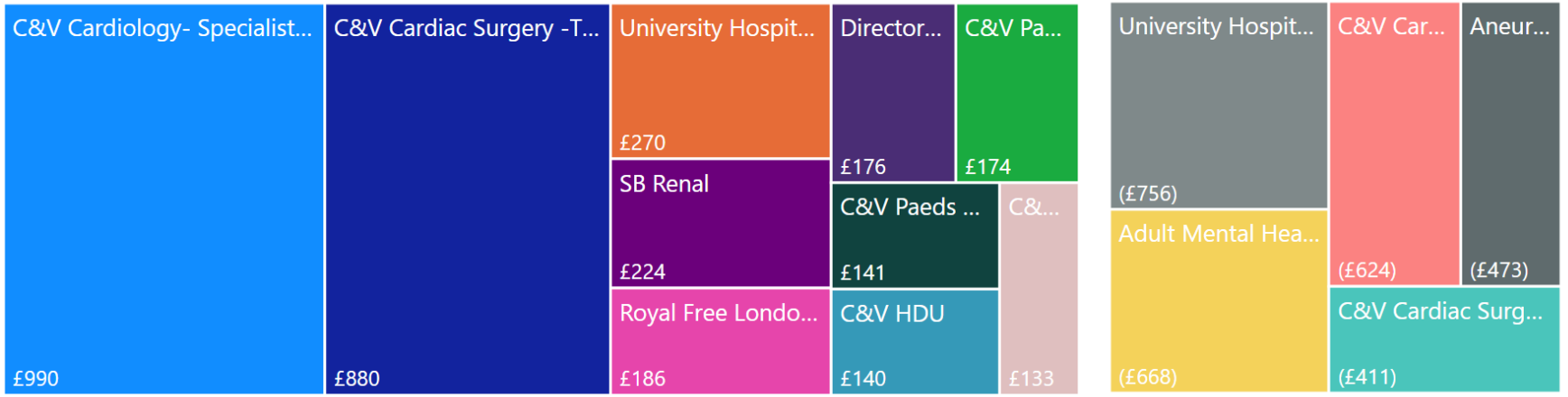

Aneurin Bevan residents services come primarily from Cardiff & Vale UHB, NHS England and private providers in relation to Mental Health individual placements.

The year-end position of £2,512k underspent includes the following main components:

- TAVI activity through Cardiff & Vale - Projected over-activity from the provider
- Aneurin Bevan Cardiology - YTD overperformance extrapolated (note there is a separate credit line for AB against the main Cardiff contract line to net against)
- Underspends through UH Bristol - not extrapolated as activity could increase
- Savings across Mental Health - High Secure contract and Medium Secure placements
- Savings in relation to committed funds being released where spend has been reported to the JCC as not happening within this financial year

Please see the NWJCC risk-share tables for more details by individual lines.

Appendix B: Commissioner Overview: BCUHB

Financial Month: 7

BCUHB Commissioner Contribution to JCC

Budgeted Income £'000	EOYF £'000	Total £'000
£284,393	£4,559	£288,952
EOYF Variance as a % of Budgeted Income		*1.60%*

Breakdown of EOYF Variance by Area:

Non Welsh SLA	Mental Health	CIAG & Prior Year Commitments	IPC	Direct Running Costs	Renal	NHS Wales	Savings	Total
£4.945	£466	£160	£94	(£36)	(£121)	(£252)	(£697)	**£4.559**

NHS Wales Breakdown

	YTD Variance £'000	EOYF Variance £'000
Aneurin Bevan	-	-
Betsi Cadwaladr	(£381)	(£631)
Cardiff & Vale	£58	£160
Cwm Taf Morgannwg	-	-
Hywel Dda	-	-
Swansea Bay	£190	£219
Velindre	-	-
WAST	-	-
Total	**(£134)**	**(£252)**

Top 15 Services by EOYF Variance £'000 - top 10 overspends and top 5 underspends

All



Betsi Cadwaladr residents services come primarily from their own Health Board, NHS England and private providers in relation to Mental Health individual placements.

The year-end position of £4,559k overspent includes the following main components:

- NHSE - growth continuing from 2024/25 and being monitored - £2m for Christie's, £2.7m for Liverpool Heart & Chest, £1.4m for MWL and £1m for Manchester (increased from prior month following data reviews).
- Mental Health - forecast overspends related to the recent placement admission of BCUHB's own resident CAMHS placements - £1.9m. Please note that this patient has been discharged since Month 7 was reported, and this will be reflected into next month's position.
- The position has been mitigated to some extent by the release of 2025/26 estimates in relation to prior year's NHS England provider settlements.

Please see the NWJCC risk-share tables for more details by individual lines.

JCC Finance & Information

Appendix B: Commissioner Overview: CVUHB

Financial Month: 7

CVUHB Commissioner Contribution to JCC

Budgeted Income £'000	EOYF £'000	Total £'000
£203,308	(£2,749)	£200,559
EOYF Variance as a % of Budgeted Income		*-1.35%*

Breakdown of EOYF Variance by Area:

NHS Wales	IPC	Direct Running Costs	Renal	CIAG & Prior Year Commitments	Non Welsh SLA	Mental Health	Savings	Total
£824	£453	(£28)	(£79)	(£458)	(£550)	(£835)	(£2,075)	**(£2,749)**

NHS Wales Breakdown

	YTD Variance £'000	EOYF Variance £'000
Aneurin Bevan	£31	£52
Betsi Cadwaladr	£44	£75
Cardiff & Vale	£221	£755
Cwm Taf Morgannwg	-	-
Hywel Dda	-	-
Swansea Bay	£25	(£142)
Velindre	£34	£83
WAST	-	-
Total	**£355**	**£824**

Top 15 Services by EOYF Variance £'000 - top 10 overspends and top 5 underspends

All



Cardiff & Vale residents services come primarily from Cardiff & Vale UHB, NHS England and private providers in relation to Mental Health individual placements.

The current year-end position of £2,749k underspent includes the following main components:

- TAVI activity through Cardiff & Vale - £584k overspent in total, from a projected over-activity from the provider. Forecast to be reviewed.
- Paeds Gastroenterology - reflection of YTD activity
- Savings across Mental Health - High Secure contract and Medium Secure placements
- Savings in relation to committed funds being released where spend has been reported to the JCC as not happening within this financial year

Please see the NWJCC risk-share tables for more details by individual lines.

JCC Finance & Information

Appendix B: Commissioner Overview: CTMUHB

Financial Month: 7

CTMUHB Commissioner Contribution to JCC

Budgeted Income £'000	EOYF £'000	Total £'000
£177,527	(£1,450)	£176,077
EOYF Variance as a % of Budgeted Income		*-0.82%*

NHS Wales Breakdown

	YTD Variance	EOYF Variance
Aneurin Bevan	£33	£57
Betsi Cadwaladr	£40	£68
Cardiff & Vale	£231	£503
Cwm Taf Morgannwg	£633	£1,085
Hywel Dda	-	-
Swansea Bay	£75	£18
Velindre	£33	£81
WAST	-	-
Total	**£1,044**	**£1,812**

Breakdown of EOYF Variance by Area:

NHS Wales	IPC	Direct Running Costs	Renal	CIAG & Prior Year Commitments	Non Welsh SLA	Mental Health	Savings	Total
£1,812	£191	(£22)	(£75)	(£400)	(£698)	(£766)	(£1,493)	**(£1,450)**

Top 15 Services by EOYF Variance £'000 - top 10 overspends and top 5 underspends

All

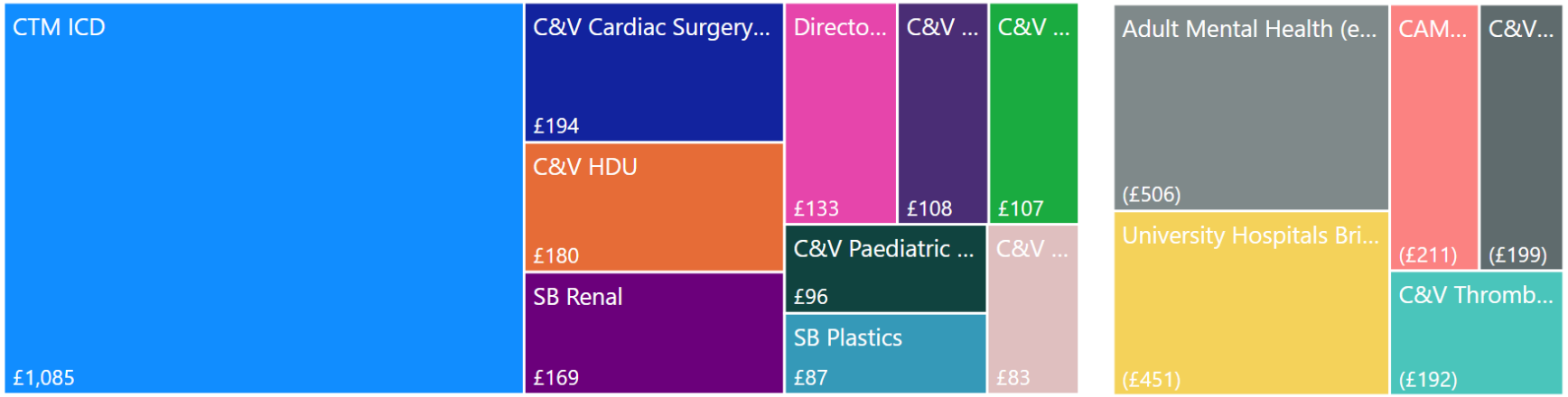

Cwm Taf Morgannwg residents services come primarily from Cardiff & Vale UHB, Swansea Bay UHB, NHS England and private providers in relation to Mental Health individual placements.

The year-end position of £1,450k underspent includes the following main components:

- Cardiology activity through CTM's own provider contract for CTM residents - £1.1m forecast by year-end
- Savings across Mental Health - High Secure contract and Medium Secure placements
- Savings in relation to committed funds being released where spend has been reported to the JCC as not happening within this financial year

Please see the NWJCC risk-share tables for more details by individual lines.

JCC Finance & Information

Appendix B: Commissioner Overview: HDUHB

Financial Month: 7

HDUHB Commissioner Contribution to JCC

Budgeted Income £'000	EOYF £'000	Total £'000
£155,971	(£2,264)	£153,706
EOYF Variance as a % of Budgeted Income		*-1.45%*

NHS Wales Breakdown

	YTD Variance £'000	EOYF Variance £'000
Aneurin Bevan	£10	£18
Betsi Cadwaladr	£34	£59
Cardiff & Vale	(£34)	£5
Cwm Taf Morgannwg	-	-
Hywel Dda	-	-
Swansea Bay	£194	£289
Velindre	£2	£4
WAST	-	-
Total	**£206**	**£374**

Breakdown of EOYF Variance by Area:

NHS Wales	IPC	Direct Running Costs	Renal	Non Welsh SLA	CIAG & Prior Year Commitments	Mental Health	Savings	Total
£374	(£13)	(£18)	(£67)	(£376)	(£391)	(£663)	(£1,111)	**(£2,264)**

Top 15 Services by EOYF Variance £'000 - top 10 overspends and top 5 underspends

All

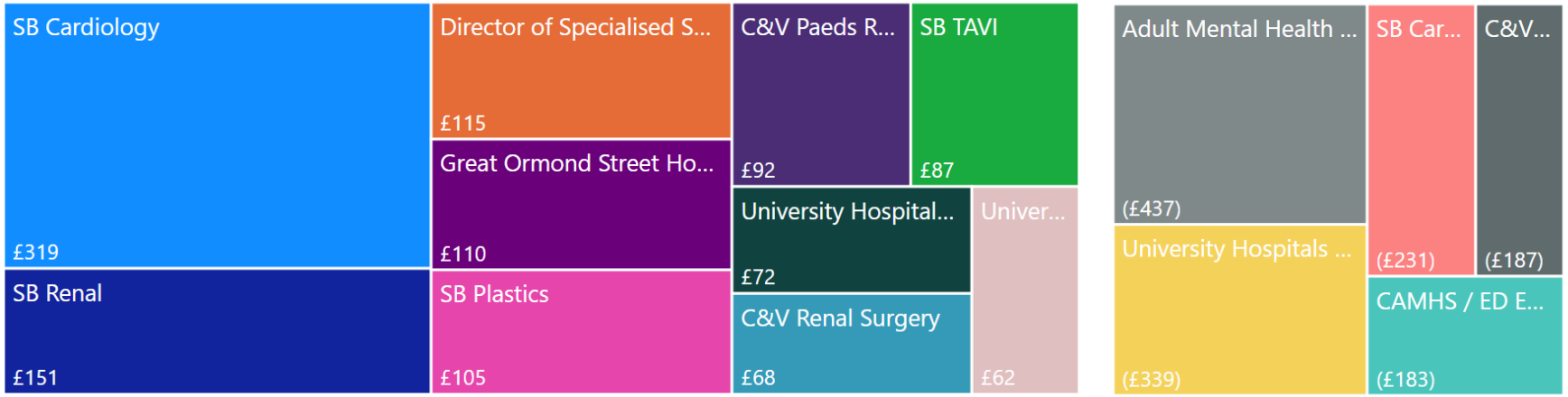

Hywel Dda residents services come primarily from Cardiff & Vale UHB, Swansea Bay UHB, NHS England and private providers in relation to Mental Health individual placements.

The year-end position of £2,264k underspent includes the following main components:

- Swansea Bay - Cardiology overactivity of £319k, versus underactivity on Cardiology of £231k
- Savings across Mental Health - High Secure contract and Medium Secure placements
- Underspend on UHBristol in relation to funded NICU/PICU activity not transpiring for 2026/27
- Savings in relation to committed funds being released where spend has been reported to the JCC as not happening within this financial year

Please see the NWJCC risk-share tables for more details by individual lines.

JCC Finance & Information

Appendix B: Commissioner Overview: PTHB

Financial Month: 7

PTHB Commissioner Contribution to JCC

Budgeted Income £'000	EOYF £'000	Total £'000
£63,672	(£562)	£63,110
EOYF Variance as a % of Budgeted Income		*-0.88%*

NHS Wales Breakdown

	YTD Variance £'000	EOYF Variance £'000
Aneurin Bevan	(£1)	(£1)
Betsi Cadwaladr	£92	£157
Cardiff & Vale	£65	£131
Cwm Taf Morgannwg	-	-
Hywel Dda	-	-
Swansea Bay	£30	£26
Velindre	£3	£6
WAST	-	-
Total	**£189**	**£318**

Breakdown of EOYF Variance by Area:

IPC	NHS Wales	Direct Running Costs	Renal	CIAG & Prior Year Commitments	Savings	Mental Health	Non Welsh SLA	Total
£340	£318	(£8)	(£24)	(£112)	(£278)	(£312)	(£488)	**(£562)**

Top 15 Services by EOYF Variance £'000 - top 10 overspends and top 5 underspends

All

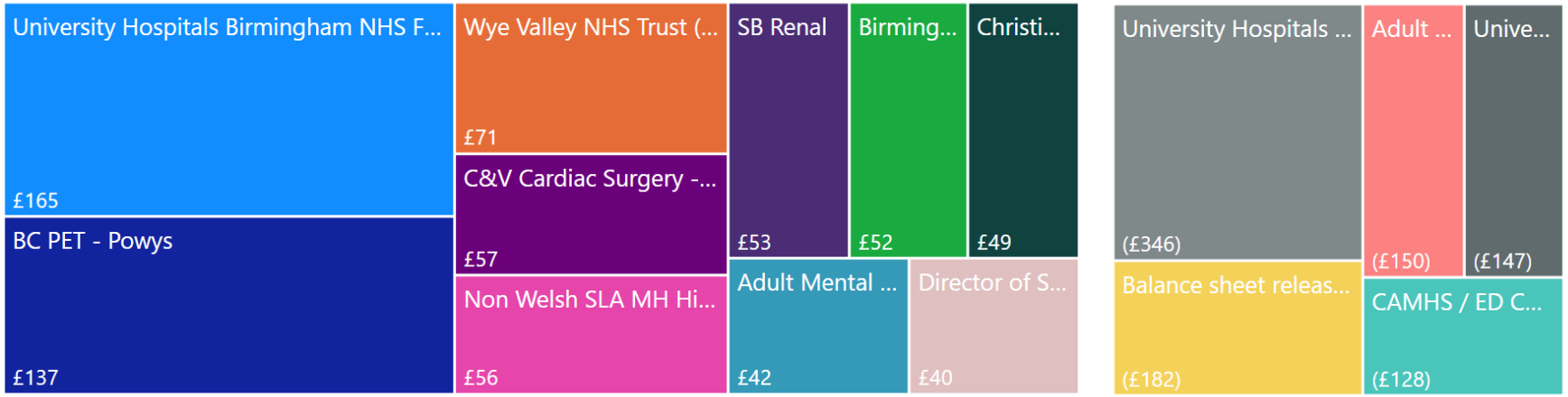

Powys residents services come primarily from Cardiff & Vale UHB, Swansea Bay UHB, NHS England and private providers in relation to Mental Health individual placements.

The year-end position of £562k underspent includes the following main components:

- NHS England - various underspends including £346k For University Hospital North Midlands
- PET services provided by BCUHB for Powys residents
- Savings across Mental Health - High Secure contract and Medium Secure placements
- Savings in relation to committed funds being released where spend has been reported to the JCC as not happening within this financial year

Please see the NWJCC risk-share tables for more details by individual lines.

JCC Finance & Information

Appendix B: Commissioner Overview: SBUHB

Financial Month: 7

SBUHB Commissioner Contribution to JCC

Budgeted Income £'000	EOYF £'000	Total £'000
£160,904	(£2,465)	£158,440
EOYF Variance as a % of Budgeted Income		*-1.53%*

Breakdown of EOYF Variance by Area:

IPC	NHS Wales	Direct Running Costs	Renal	CIAG & Prior Year Commitments	Non Welsh SLA	Mental Health	Savings	Total
£279	£269	(£20)	(£64)	(£423)	(£576)	(£746)	(£1,186)	**(£2,465)**

NHS Wales Breakdown

	YTD Variance £'000	EOYF Variance £'000
Aneurin Bevan	£7	£13
Betsi Cadwaladr	£35	£59
Cardiff & Vale	£10	£103
Cwm Taf Morgannwg	-	-
Hywel Dda	-	-
Swansea Bay	£75	£93
Velindre	£1	£2
WAST	-	-
Total	**£128**	**£269**

Top 15 Services by EOYF Variance £'000 - top 10 overspends and top 5 underspends

All



Swansea Bay residents services come primarily from Cardiff & Vale UHB, Swansea Bay UHB, NHS England and private providers in relation to Mental Health individual placements.

The year-end position of £2,465k underspent includes the following main components:

- Cardiology activity through Swansea Bay - £296k overspent in total. Savings from the Cardiac Surgery rebasing are expected to help cover this spend, but is currently tied up in fixed costs and will be considered in the Phase 2 part of this project.
- Savings across Mental Health - High Secure contract and Medium Secure placements.
- Underspend on UHBristol in relation to funded NICU/PICU activity not transpiring for 2026/27
- Savings in relation to committed funds being released where spend has been reported to the JCC as not happening within this financial year

Please see the NWJCC risk-share tables for more details by individual lines.

JCC Finance & Information